

Preserve  
Sample Volume  
And Avoid **FACS\***/  
**FLOW** Clogs With...

**FLOWMI**™






Cell Strainers  
40µm and 70µm Porosity



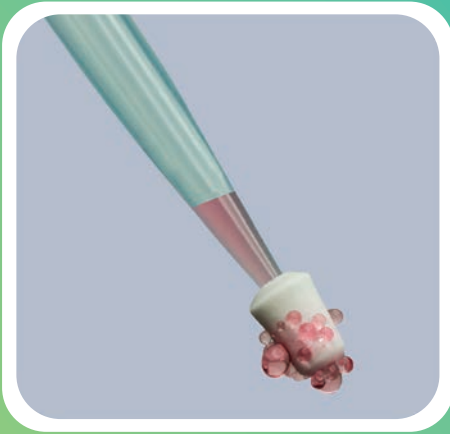
actual  
size

Disposable strainers for  
1000µl pipette tips

# These Unique Strainers are Perfect For Fast and Efficient Filtering of Small Volume Samples (up to 1000 µl) Prior to FLOW or FACS Analysis.

-  Preserve your sample volume; FLOWMI strainers maintain sample volume and desired cells when straining small sample sizes
-  Avoid wasted time and costly delays; fast and efficient filtering using FLOWMI strainers decreases the potential for clogging of FLOW or FACS instruments
-  Improves your work flow; FLOWMI strainers are oriented in a compact tray for direct press and fit attachment to a 1000µl pipette tip
-  Quality assurance; Sterile, FLOWMI strainers are housed in a compact, covered tray with a re-sealable bag to maintain sterility. Tray features a sliding cover for easy, one-handed use
-  Use your favorite tips; FLOWMI strainers are compatible with a wide variety of 1000µl tips including Fisherbrand Sure-One, VWR brand, Axygen, Nichiryo and Eppendorf

# Because a Sample is a Terrible Thing to Waste Smart. Effective. Innovative.



Aspirate  
sample  
into  
1000µl  
tip



Press  
FLOWMI  
onto  
pipette tip

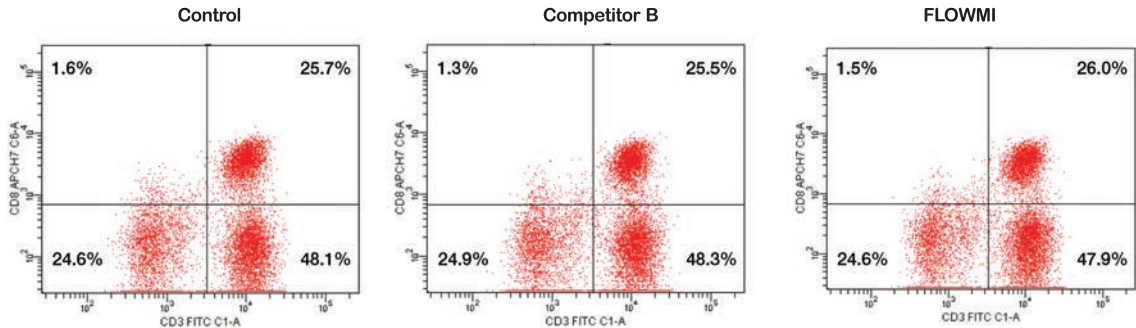


Strain  
sample  
into  
tube



Eject to  
dispose  
of tip and  
FLOWMI

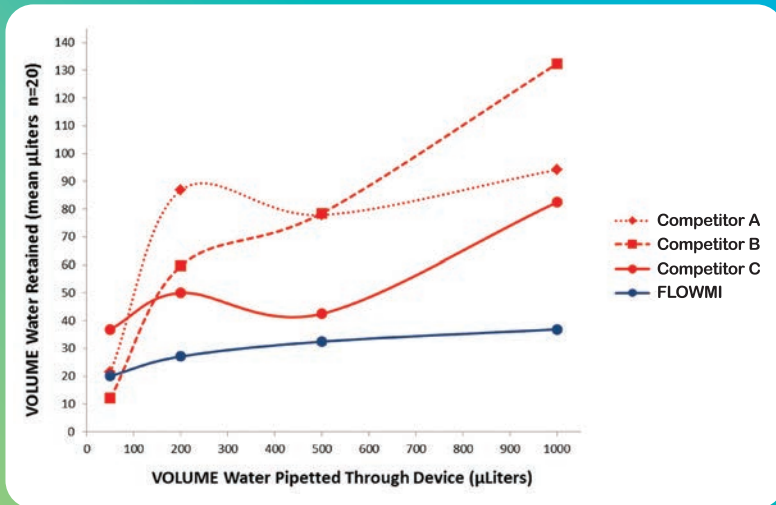
# FLOWMI™ Delivers Results You Can Count On



Cytograms of CD-Chex™ Plus cells from left to right – Control (non-filtered); Sample filtered using Competitor; and Sample filtered using FLOWMI. Cytograms and “Percent of Parent” data demonstrate no loss of specific cell types using FLOWMI vs. competing filter.

\*Flowmi is recommended for use with samples having a maximum concentration of 2 million cells/ml (40µm) or 4 million cells/ml (70µm).


# FLOWMI™ Ranks Best in Sample Protection



FLOWMI™ and three competing strainers were examined at four pipetted volumes (50, 200, 500, and 1000 µl). The Volume of Water Retained (µl) by each strainer, at each pipetted volume, is represented by the mean difference in weight before and after pipetting water through the strainer. (n=20 per pipetted volume; each trial using a new strainer).

Results demonstrate minimal loss of sample volume due to fluid retention inside FLOWMI™ Cell Strainer.

To see FLOWMI™ in action  
and for additional technical data  
please visit [belart.com/flowmi](http://belart.com/flowmi)



**Now Available!**  
**70µm Porosity**



Cat. No.	Description
H13680-0040	Sterile 40µm
H13680-0070	Sterile 70µm

Patent Pending

50 Strainers /pack

Flowmi is recommended for use with samples having a maximum concentration of 2 million cells/ml (40µm) or 4 million cells/ml (70µm).



© 2015 FLOWMI™ from Bel-Art® – SP Scienceware®, Wayne, NJ. All Rights Reserved.

\*FACS is a registered trademark of Becton-Dickinson Corporation.